



### District Report Card: 2017


<b>State:</b> Maharashtra	<b>District:</b> Gondiya
<b>Class:</b> 5	<b>Subject:</b> Language
<b>Schools:</b> 61	<b>Students:</b> 1426


### Participation/Coverage


#### Students

<b>GENDER</b> 	Boys		Girls	
	Number	%	Number	%
	695	48.74	731	51.26

<b>AREA</b> 	Rural		Urban	
	Number	%	Number	%
	1270	89.06	156	10.94

<b>CATEGORY</b> 	SC		ST		OBC		GEN	
	Number	%	Number	%	Number	%	Number	%
	168	11.78	266	18.65	813	57.01	179	12.55

<b>CWSN</b> 	LD	VI	HI	S&LD	ID	Oth
	21	41	2	1	4	49

<b>Management</b> 	Government		Government-aided	
	Number	%	Number	%
	742	52.03	684	47.97

### Average Performance of Students in Language (%)

Overall	Gender		Area		Management		Social Group			
	Male	Female	Rural	Urban	Govt.	Aided	SC	ST	OBC	GEN
51.28	50.56	51.96	50.59	56.84	51.40	51.14	53.45	48.30	51.52	52.55

## Performance on Learning Outcomes (LOs)

Learning Outcomes	Description	Average Performance(%)
L504	Reads and comprehends independently storybooks, news items/ headlines, advertisements etc.	48.56
L508	Reads text with comprehension, locates details and sequence of events	52.64

Range of Performance of Students who Answered Correctly							
Below 30%		30% - 50%		50% - 75%		Above 75%	
Number	%	Number	%	Number	%	Number	%
266	18.65	424	29.73	545	38.22	191	13.39

## Lowest Performing Learning Outcomes (LOs)

- 1 - Reads and comprehends independently storybooks, news items/ headlines, advertisements etc. (48.56)
- 2 - Reads text with comprehension, locates details and sequence of events (52.64)